



Hatch, Despatch and Collect!

Woodlands PS Traffic Bulletin

February 2017

Welcome

We all know how rushed it can be in the mornings and afternoons trying to get the kids to and from school.

We know that

- our children are precious and therefore **their safety is paramount**;
- parking can often be difficult, especially when you are rushed, or at peak pick up and drop off time; and
- the vast majority of parents do the right thing, however a growing numbers of these parents have expressed significant concern about road safety at our school.

This bulletin is designed to outline some of the **Do's and Don'ts** and give you some tips and information, including a traffic flow plan to assist make everyone's journey safer. The aim is to keep our children safe and to ensure consideration is given to everyone in our community.

An unsafe journey to school is something no one wants for our children. The lifelong guilt of injuring a child by accident is also a burden we do not wish for anyone.

Ideas

for a smooth drop off and pick up...

Less traffic equals less chance of an accident!

Wherever possible, walk or ride your bike to and from school, or park your car a couple of blocks away or at Teakwood car park and walk the rest of the way to school. You can use that walking time to touch base with your kids at the start or the end of the day.

Leave a little earlier

Classrooms are open from 8.30am. Make it a habit to leave a little earlier to drop your children off – there will be less traffic and you will be less rushed, reducing any risk or temptation of going over the 40km school zone speed limit.

Pick up a little later

If you have older children, tell them that you will arrive 5-10 minutes after the 3.10 pm siren. Have them wait at the Kiss and Drop. This will give them a chance to unwind and will slow down the home time rush.

Please send in any smooth pick up or drop off tips to the front office!

Kiss and Drop!

When the 'Kiss and Drop Zone' is used as it is intended, it significantly eases the traffic congestion around our school during peak times. The Kiss and Drop zone only works safely and effectively if the following rules are followed.

No parking in this Zone, it is a 1 minute standing only zone. If you can't spot your child, go around the block. If you plan on using the Kiss and Drop Zone to pick up your children, **please don't come before the bell goes at home time**. When vehicles are stopped waiting, the zone ends up becoming blocked, reducing its effectiveness. You also risk being fined for standing in a no standing zone.

Children wait on the grass or low wall

Advise your child to wait on the low wall or on the grass area next to the Kiss and Drop Zone, **NOT** on the footpath. That way

- children are waiting safely away from the road;
- parents can see clearly who is ready to be picked up;
- children's view of who is coming into the zone isn't obstructed; and
- the footpath is left clear for pedestrians.

Do not access the rear of your vehicle

Where possible in any school parking situation, children should put school bags into the front of the vehicle from the kerb, not into the rear or road side of the vehicle.

Did you know?

Reversing can be very dangerous.

"Between 2002-2010 in Australia, 380 children aged between 0-14 years were seriously injured by a vehicle in the home driveway. 66 children were killed. In the fatalities two thirds of the vehicles were reversing"***

Please **DO NOT**

- drive or reverse across footpaths to park on grassed areas;
- use residents' driveways to reverse out and turn around; and
- park on residents' driveways, lawns and verges, as it is dangerous and very discourteous to residents and can damage their property.

*** Australian Government Department of Infrastructure and Transport information sheet on Child Pedestrian Safety 2012.








Woodlands Primary School Traffic Flow & Parking Map

DURING DROP OFF AND PICK UP TIMES, PLEASE REMEMBER THE SAFETY OF OUR CHILDREN IS THE MAIN PRIORITY.

PLEASE REMEMBER

- Children should leave and enter vehicles from the kerb side, not the road side of the vehicle.
- **DO NOT LEAVE** your cars unattended in the Kiss and Drop Zone. This is a 1 minute drive through pick up and drop off only zone.
- **DO NOT ENTER** the teacher car park on Bentwood Avenue.
- **NO PARKING** on residences verges.
- Avoid U turns or turning using driveways. **REVERSING IS DANGEROUS.**
- Where possible, children should put school bags into the front of the vehicle from the path, not into the rear or road side of the vehicle.

Map Legend

-  Direction of Traffic flow during pick up and drop off periods
 -  15 minute parking at drop off and pick up times**
 -  Kiss and Drop Zone at drop off and pick up times**
1 minute standing only, do not leave car unattended.
 -  Parking bays with no time limit
 -  Staff car park do not enter
 -  One way street – do not enter
 -  No parking
- ** Drop off times 7.30am – 9am, pick up times 2.30pm – 4.15pm on school days

